



Nippon **india** Mutual Fund

Wealth sets you free



**MAKE THE
MARKET
WORK FOR YOU**

OVERVIEW

Nippon Life India Asset Management Limited (NAM India) is the asset manager of Nippon India Mutual Fund (NIMF). Nippon Life Insurance Company (NLI) is the promoter of NAM India and currently holds majority of its total issued and paid-up equity share capital.

NLI is a Japan's leading private life insurer and offers a wide range of financial products, including individual and group life and annuity policies through various distribution channels, mainly using face-to-face sales channels for its traditional insurance products. It primarily operates in Japan, North America, Europe, Oceania and Asia. NLI conducts asset management operations in Asia, through its subsidiary Nissay Asset Management Corporation, which manages assets globally.

NIMF is one of India's leading and one of the fastest growing mutual funds in India. It offers investors a well-rounded portfolio of products to meet varying investor requirements. NIMF constantly endeavours to launch innovative products and customer service initiatives to increase value to investors.

Presently, NAM India has the following subsidiaries:

India

Nippon Life India AIF Management Limited for acting as Investment Manager / Advisor of Alternative Investment Funds

Overseas

Nippon Life India Asset Management (Singapore) Pte. Ltd., in Singapore

NAM India Strengths

One of the leading Asset Management Company with strong Credential to Drive Growth through its Multi Channel Distribution Network

Comprehensive Suite of Products with Distinguished Investment Track Record

Strong Focus on Processes

Focus on Customer Centricity and Innovation

Experienced Management Team



Overview of ETF Business

Take-over of Goldman Sachs Asset Management (India), one of the leading ETF providers in India

Track Record of more than 21 years

Indian ETF Industry Pioneer



- **Over 21 years of managing Indian ETF industry experience**

Pioneer of ETFs in India

First to conceive the concept of a Gold ETF in 2002

First Money Market ETF in the world

First to conceptualize and launch CPSE ETF in 2014

- **Comprehensive range of Equity, Debt & Commodity**

- **History of successful product innovation**

- **Managing highest ETF folios in Industry***

Nifty BeES
1st ETF

2001

Liquid BeES
1st Money market ETF

2003

Gold BeES
1st Commodity ETF

2007

Hang Seng BeES
1st International ETF

2010

CPSE ETF
1st GoI ETF

2014

As a part of CPSE ETF mandate, one NFO & six series of FFOs were launched

*As on December 31, 2022

w.e.f. November 05, 2016 the mutual fund schemes of Goldman Sachs Asset Management (India) have been acquired by Reliance Nippon Life India Asset Management Limited (RNAM) (currently known as NAM India)

Nippon India ETFs

What is an Exchange Traded Fund (ETF)?



ETFs are essentially mutual fund schemes which replicate an index that are listed and traded on an exchange like stocks. ETFs can be bought and sold throughout the trading day. Buying/Selling of ETFs is as simple as buying/selling of any other stock on the exchange allowing investors to take advantage of intra-day price movements. Other advantage of ETFs is that you can buy even one unit and hence take exposure of the entire index at very low amounts.

ETFs can be bought and sold just by a call to the broker or through the online trading account. This provides an opportunity to the investor to respond to changes in the market and even place limit orders while trading.

Thus with ETFs, one can benefit both from the flexibility of a stock as well as diversification of an open ended mutual fund scheme.



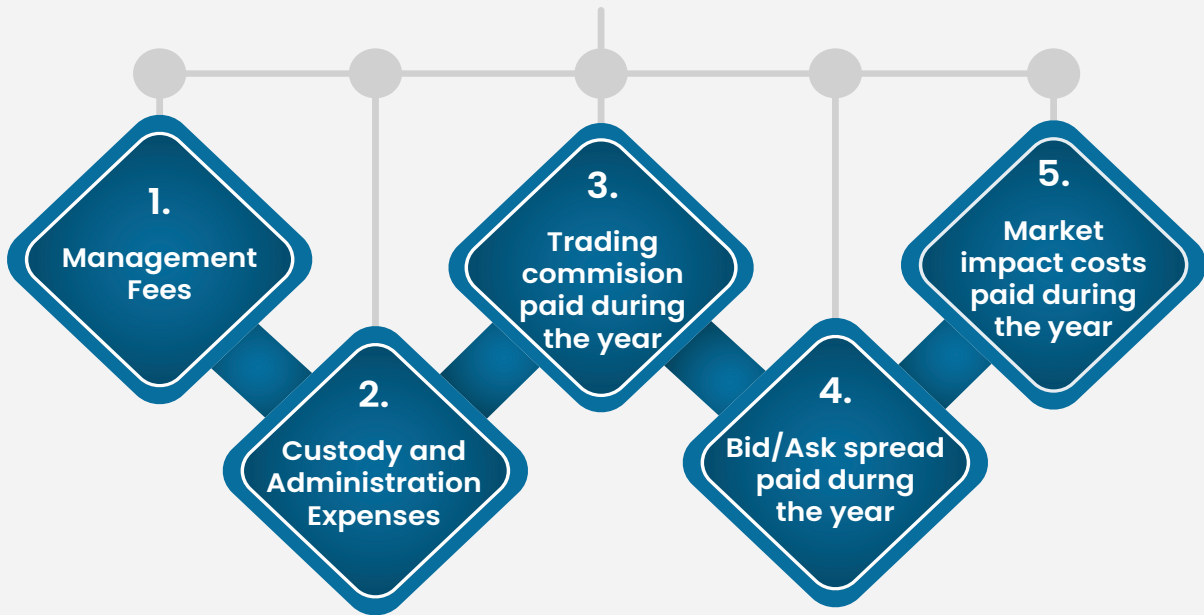
INDEX INVESTING

(A method to provide par returns with the index, subject to tracking errors & expense ratio)

The Arithmetic of Indexing

Total return of all active equity portfolios = Total market return

Minus (-)



As expenses charged to indexed assets are less than expenses charged to actively managed assets, therefore Total Return on all indexed assets may be greater than Total Return on all actively managed assets.

Why you should consider index investing?

- Elimination of non-systematic risks
- Investing in an index fund eliminates the risk of stock picking and portfolio manager selection

Reduce risk

Broad diversification

- Exposure to segments of markets, sectors and also entire markets
- Easier to buy & sell ETFs versus individual stocks

ETFs

- Indices across asset classes (equity, fixed income, commodity etc.)
- Easy to build & track portfolio

Asset allocation

Benefit from expert opinion

- Actions of a large number of market participants may lead to price discovery & index investors may benefit from this collective wisdom at a low cost.

ADVANTAGES OF ETFS

	Can be bought/sold like a stock on the exchange		Buy and Sell at real time prices
	Ability to put limit orders		Delivery in your demat account
	Minimum trading lot just one unit		Lower Expense ratio, No STT# on purchase of ETF units, STT# on sale of ETF units is 0.001% for delivery based trades **

** other than commodity ETFs, fixed income ETFs and international ETFs
#Securities Transaction Tax (STT)

ETFS V/S STOCKS & MUTUAL FUNDS*

Functionality	ETFs	Stocks	Mutual Fund Units*
Real time trading and pricing throughout market hours	✓	✓	✗
Ability to put limit orders	✓	✓	✗
Can be traded real time on the Stock Exchange	✓	✓	✗
Is Arbitrage possible between Futures and Cash Market	✓	✓	✗
Is Diversification possible with a single unit	✓	✗	✓
Returns at par with the market/ Index	✓#	✗	✗
Intra day trading	✓	✓	✗
Exit Load	✗	✗	✓ [^]

*Other open ended mutual fund schemes

#subject to expense ratio and tracking errors

[^]Exit Load for a scheme may or may not be charged by AMC

Investment Strategies with ETFs

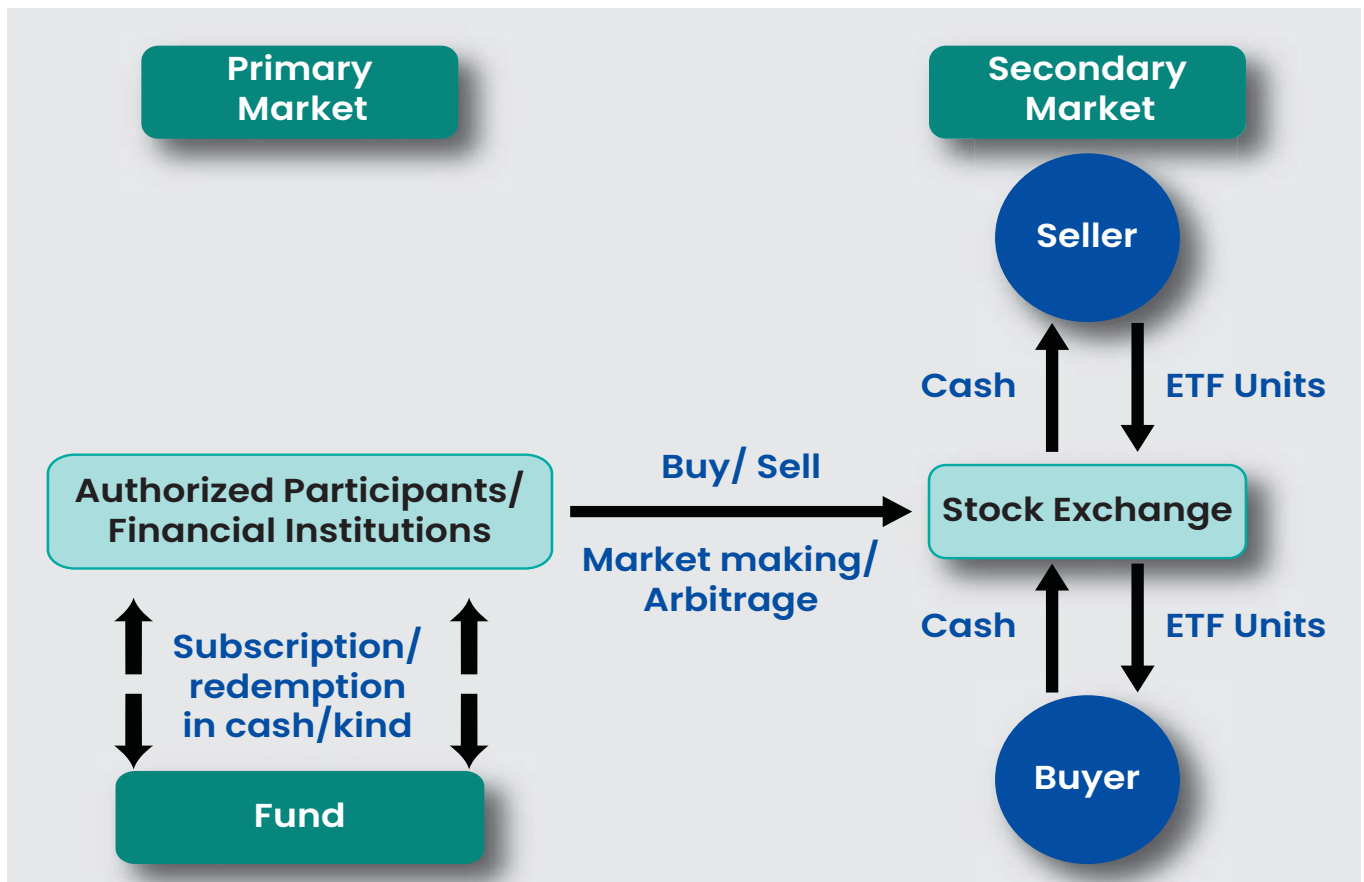
<p>Asset Allocation</p> 	<p>Given ETFs' trading flexibility and ease of transactions, ETFs are particularly one of the good tools for efficient portfolio construction through asset allocation strategy.</p>
<p>Cash Equitisation</p> 	<p>ETFs can be a good option for investment of temporary cash positions and can reduce the likelihood of a performance shortfall during transition periods.</p>
<p>Core-Satellite Strategy ETFs in the core</p> 	<p>ETFs can help to increase diversification within an investment portfolio. The 'core' of ETFs provides a way to reduce the running costs of a portfolio without deviating too much from the benchmark.</p> <p>The remaining part of portfolio 'satellite' can be actively managed through investment in selected equities or actively managed assets such as other ETFs or mutual funds. The aim can be to generate 'alpha' through picking investments that may outperform the core portion of the portfolio.</p>
<p>Actively Managing a Longer-Term Portfolio with ETFs</p> 	<p>ETFs can be used to create a broad diversified portfolio. An investor can use on active management strategies by entering and exiting into wide array of ETFs across themes, sectors and asset classes, instead of simply using buy and hold passive management strategy.</p>
<p>Active Trading With ETFs</p> 	<p>ETFs trade intraday, like stocks or bonds; they can be bought and sold real-time in response to market movements. ETFs can be used as one of the vehicle to move frequently in and out of an entire market or a particular segment niche.</p>

HOW TO INVEST IN ETFs

Trading in ETFs is very simple. It is similar to how you trade in equity shares. You can trade from your existing trading account with your broker or register yourself with a broker having membership of the exchange(s), fill up the KYC form, open a demat account, post margins and then commence trading.



Working Mechanism of ETFs in India



NIPPON INDIA ETF OFFERING

Nippon India ETF

Fixed Income

Nippon India ETF Nifty 1D Rate Liquid BeES

Nippon India ETF Nifty 8-13 yr G-Sec Long Term Gilt

Nippon India ETF Nifty 5 yr Benchmark G-Sec

Nippon India ETF Nifty CPSE Bond Plus SDL Sep 2024 50:50

Nippon India ETF Nifty SDL Apr 2026 Top 20 Equal Weight

Equity

Commodity

Nippon India ETF Gold BeES

Nippon India Silver ETF

Domestic

International

Nippon India ETF Hang Seng BeES

Broad Market

Nippon India ETF Nifty 50 BeES

Nippon India ETF S&P BSE Sensex

Nippon India ETF Nifty Next 50 Junior BeES

Nippon India ETF Nifty 100

Nippon India ETF Nifty Midcap 150

Nippon India ETF S&P BSE Sensex Next 50

Sector

Nippon India ETF Nifty Bank BeES

Nippon India ETF Nifty PSU Bank BeES

Nippon India ETF Nifty IT

Nippon India Nifty Pharma ETF

Nippon India Nifty Auto ETF

Thematic / Strategy

Nippon India ETF Nifty 50 Shariah BeES

Nippon India ETF Nifty Infrastructure BeES

CPSE ETF

Nippon India ETF Nifty 50 Value 20

Nippon India ETF Nifty India Consumption

Nippon India ETF Nifty Dividend Opportunities 50

FUNDS AT A GLANCE

Scheme Name	Inception Date	Creation Unit Size (Units)	Benchmark Index	NAV as Value of Index (Approx.)	NSE Symbol / BSE Scrip Code	About Index
Equity ETFs						
Broad Market						
Nippon India ETF Nifty 50 BeES	28-Dec-01	50,000	Nifty50 TRI	1/100	NIFTYBEES	The NIFTY 50 is a diversified 50 stock index accounting for broad sectors of the economy.
Nippon India ETF S&P BSE Sensex	24-Sep-14	10,000	S&P BSE SENSEX TRI	1/100	538683	The S&P BSE SENSEX is India's most tracked index. The index comprise of the 30 largest, most liquid and financially sound companies across key sectors of the Indian economy that are listed at BSE Ltd.
Nippon India ETF Nifty Next 50 Junior BeES	21-Feb-03	10,000	Nifty Next 50 TRI	1/100	JUNIORBEES	The NIFTY Next 50 Index represents 50 companies from NIFTY 100 after excluding the NIFTY 50 companies. The 50 companies forming part of the index represents broad sectors of the economy.
Nippon India ETF Nifty 100	22-Mar-13	100,000	Nifty 100 TRI	1/100	NIF100BEES / 537483	NIFTY 100 is a diversified 100 stock index representing major sectors of the economy. The index represents top 100 companies based on full market capitalisation from NIFTY 500. The NIFTY 100 is a combination of two indices viz. NIFTY 50 and NIFTY Next 50.
Nippon India ETF Nifty Midcap 150	31-Jan-19	35,000	Nifty Midcap 150 TRI	1/100	MIDI50BEES	NIFTY Midcap 150 represents the next 150 companies (companies ranked 101-250) based on full market capitalisation from NIFTY 500. This index intends to measure the performance of mid market capitalisation companies.
Nippon India ETF S&P BSE Sensex Next 50	30-Jul-19	110,000	S&P BSE SENSEX Next 50 TRI	1/1000	542747	The S&P BSE SENSEX Next 50 Index represents 50 companies within S&P BSE 100 that are not members of the S&P BSE SENSEX 50. The 50 companies forming part of the index represents broad sectors of the economy.

Sector						
Nippon India ETF Nifty Bank BeES	27-May-04	10,000	Nifty Bank TRI	1/100	BANKBEES	NIFTY Bank Index is an index comprised of the most liquid and large capitalised Indian Banking stocks. The Index comprise of a maximum of 12 companies listed on NSE from the banking sector. The companies that are allowed to trade in F&O will only be eligible to be included in the index.
Nippon India ETF Nifty PSU Bank BeES	25-Oct-07	50,000	Nifty PSU Bank TRI	1/100	PSUBNKBEES	NIFTY PSU Bank Index captures the performance of the PSU Banks. All Public Sector Banks that are traded (listed & traded and not listed but permitted to trade) at the National Stock Exchange (NSE) are eligible for inclusion in the index subject to fulfilment of other inclusion criteria namely listing history and trading frequency.
Nippon India ETF Nifty IT	26-Jun-20	100,000	Nifty IT TRI	1/1000	ITBEES	The NIFTY IT index captures the performance of the Indian IT companies. The NIFTY IT Index comprises of 10 companies listed on the National Stock Exchange (NSE). The NIFTY IT index is computed using free float market capitalization method.
Nippon India Nifty Pharma ETF	02-Jul-21	75,000	Nifty Pharma TRI	1/1000	PHARMABEES	NIFTY Pharma Index is designed to reflect the behavior and performance of the companies that are engaged into manufacturing of pharmaceuticals.
Nippon India Nifty Auto ETF	20-Jan-22	25,000	Nifty Auto TRI	1/100	AUTOBEES	Nifty Auto Index is designed to reflect the behavior and performance of the Automobiles sector. The index comprises of a maximum of 15 stocks that are listed on the National Stock Exchange.
Thematic/ Strategy						
CPSE ETF	28-Mar-14	100,000	Nifty CPSE TRI	1/100	CPSEETF / 538057	NIFTY CPSE Index has been constructed to facilitate Government of India's initiative to disinvest some of its stake in Central Public Sector Enterprises (CPSEs) through ETF route. The index comprises of select CPSEs representing the Navratnas, Maharatnas & Miniratnas of GOI. The weight of the individual constituent is capped at 20%.
Nippon India ETF Nifty India Consumption	3-Apr-14	60,000	Nifty India consumption TRI	1/100	CONSUMBEES	The index is diversified portfolio of companies representing the domestic consumption sector which includes sectors like Consumer Non-durables, Healthcare, Auto, Telecom Services, Pharmaceuticals, Hotels, Media & Entertainment, etc. The Index comprises of maximum of 30 companies listed on the NSE. The weight of the individual constituent is capped at 10% and companies with domestic revenue of more than 50% are only considered for inclusion in the index.

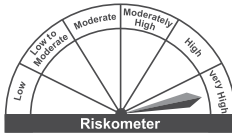
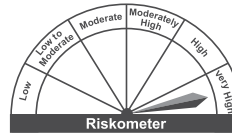
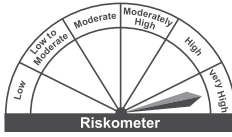
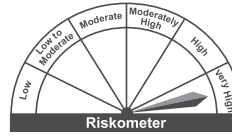

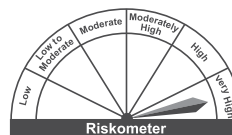

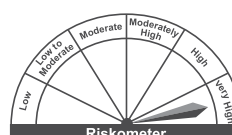
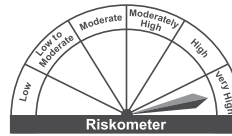

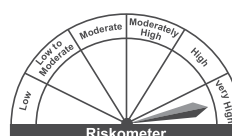
Nippon India ETF Nifty Infrastructure BeES	29-Sep-10	5,000	Nifty Infrastructure TRI	1/10	INFRABEES	NIFTY Infrastructure Index comprises of maximum of 30 stocks and includes companies belonging to Telecom, Power, Port, Air, Roads, Railways, shipping and other Utility Services providers. The companies forming part of infrastructure sector and are allowed to trade in F&O will only be eligible to be included in the index.
Nippon India ETF Nifty 50 Shariah BeES	18-Mar-09	10,000	Nifty50 Shariah TRI	1/10	SHARIABEES	Current constituents of the NIFTY 50 index are screened for Shariah compliance, those that are compliant form the NIFTY50 Shariah index. NSE Indices Ltd. has contracted with Taqwa Advisory and Shariah Investment Solutions (TASIS) to provide Shariah screens and filter the stocks based on these screens.
Nippon India ETF Nifty Dividend Opportunities 50	15-Apr-14	75,000	Nifty Dividend Opportunities 50 TRI	1/100	DIVOPPBEES	The index is designed to provide exposure to high yielding companies listed on NSE while meeting stability and tradability requirements. The index comprises of top 50 companies ranked by annual dividend yield. The weights of the constituent is capped at 10%.
Nippon India ETF Nifty 50 Value 20	18-Jun-15	30,000	Nifty50 Value20 TRI	1/100	NV20BEES	NIFTY50 Value 20 is a diversified portfolio of value companies forming a part of NIFTY 50 Index. Companies must form part of NIFTY 50 Index to be included in the index, companies are then selected on the basis of ROCE (Return on Capital Employed), PE, PB and Dividend yield (DY). The weight of the individual constituent is capped at 15%.
International						
Nippon India ETF Hang Seng BeES	9-Mar-10	25,000	Hang Seng TRI	1/1000	HNGSNGBEES	The Hang Seng Index ("HSI") is one of the earliest stock market indexes in Hong Kong. The HSI constituent securities are grouped into Finance, Utilities, Properties, Commerce and Industry.
Commodity ETF						
Nippon India ETF Gold BeES	8-Mar-07	115,000	Domestic Prices of Gold	NA	GOLDBEES	Domestic Prices of Gold
Nippon India Silver ETF	2-Feb-22	30,000	Domestic Prices of Silver (based on LBMA Silver daily spot fixing price)	NA	SILVERBEES	Domestic price of Silver

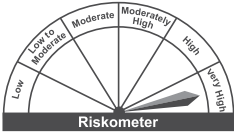
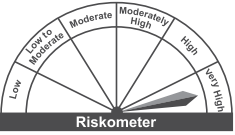
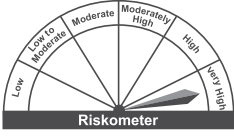
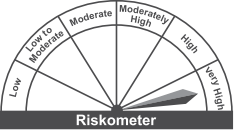

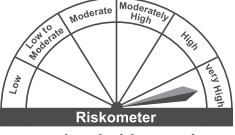
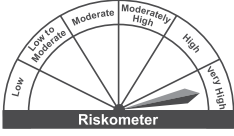
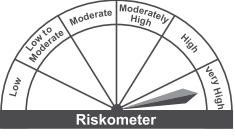
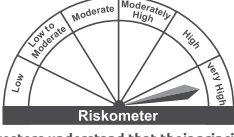



Debt ETFs						
Nippon India ETF Nifty 8-13 yr G-Sec Long Term Gilt	5-Jul-16	250,000	NIFTY 8-13 yr G-Sec Index	1/100	LTGILTBEES	NIFTY 8-13 yr G-Sec index is constructed using the prices of top 3 (in terms of traded value) liquid GOI bonds with residual maturity between 8 to 13 years and have outstanding issuance exceeding Rs.5000 crores. Liquidity of the bond has a weight of 40% and outstanding amount has weight of 60%. The index is reviewed on monthly basis.
Nippon India ETF Nifty 1D Rate Liquid BeES	8-Jul-03	2,500	NIFTY 1D Rate Index	NA	LIQUIDBEES	NIFTY 1D Rate index is designed to measure the returns generated by market participants lending in the overnight market. The index uses "Triparty Repo Dealing System (TREPS)" overnight rate for computation of index values.
Nippon India ETF Nifty CPSE Bond Plus SDL Sep 2024 50:50	13-Nov-20	230,000	Nifty CPSE Bond Plus SDL Sep 2024 50:50 Index	1/10	SDL24BEES	Nifty CPSE Bond Plus SDL Sep 2024 50:50 Index seeks to measure the performance of portfolio of AAA rated bonds issued by government owned entities & SDLs maturing between October 01, 2023 to September 30, 2024. The index shall mature on September 30, 2024.
Nippon India ETF Nifty SDL Apr 2026 Top 20 Equal Weight	25-Mar-21	5,00,000	Nifty SDL Apr 2026 Top 20 Equal Weight Index	1/10	SDL26BEES	Nifty SDL Apr 2026 Top 20 Equal Weight Index seeks to measure the performance of portfolio of 20 SDLs maturing between May 01, 2025 to April 30, 2026. The index shall mature on April 30, 2026.
Nippon India ETF Nifty 5 yr Benchmark G-Sec	05-Apr-21	2,00,000	Nifty 5 yr Benchmark G-Sec Index	1/100	GILT5YBEES	Nifty 5 yr Benchmark G-Sec Index is a single bond index tracking the most liquid 5 year benchmark security issued by the GOI. The Index seeks to measure the performance of the most liquid GOI bond in the 5 year maturity segment. The index is reviewed on a fortnightly basis.


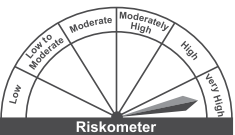

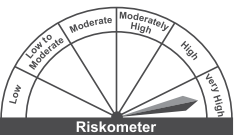
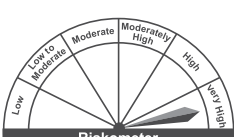



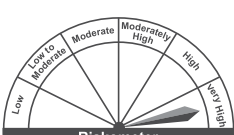
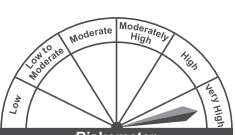

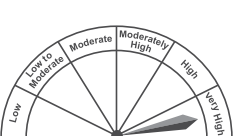

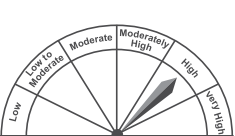
Potential Risk Class (PRC Matrix)

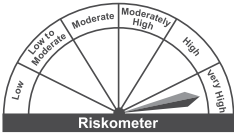
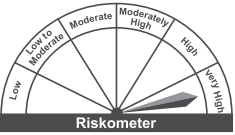

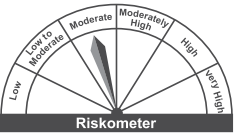
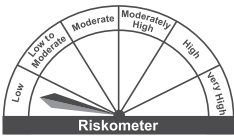
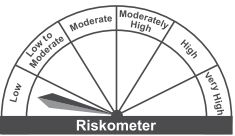

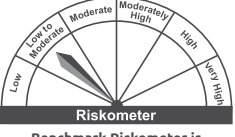
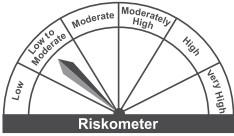
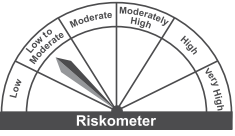

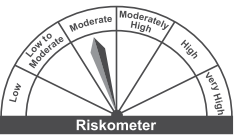
Credit Risk →	Relatively Low (Class A)	Moderate (Class B)	Relatively High (Class C)
Interest Rate Risk ↓			
Relatively Low (Class I)	A-I (Nippon India ETF Nifty 1D Rate Liquid BeES)		
Moderate (Class II)	A-II (Nippon India ETF Nifty CPSE Bond Plus SDL Sep 2024 50:50, Nippon India ETF Nifty SDL Apr 2026 Top 20 Equal Weight)		
Relatively High (Class III)	A-III (Nippon India ETF Nifty 8-13 yr G-Sec Long Term Gilt, Nippon India ETF Nifty 5 yr Benchmark G-Sec)		

PRODUCT LABEL

Scheme Name	This Product is suitable for Investors who are Seeking*	Fund Riskometer	Benchmark Riskometer
<p>Nippon India ETF Nifty 50 BeES An Open Ended Index Exchange Traded Scheme</p> <p>Benchmark : Nifty 50 TRI</p>	<ul style="list-style-type: none"> Long-term capital appreciation Investment in Securities covered by Nifty 50 Index 	 <p style="text-align: center;">Riskometer</p> <p style="text-align: center;">Investors understand that their principal will be at Very High risk</p>	 <p style="text-align: center;">Riskometer</p> <p style="text-align: center;">Benchmark Riskometer is at Very High risk</p>
<p>Nippon India ETF S&P BSE Sensex An Open Ended Index Exchange Traded Fund</p> <p>Benchmark : S&P BSE Sensex TRI</p>	<ul style="list-style-type: none"> Long term capital growth Investment in equity and equity related securities and portfolios replicating the composition of S&P BSE Sensex Index, subject to tracking errors 	 <p style="text-align: center;">Riskometer</p> <p style="text-align: center;">Investors understand that their principal will be at Very High risk</p>	 <p style="text-align: center;">Riskometer</p> <p style="text-align: center;">Benchmark Riskometer is at Very High risk</p>
<p>Nippon India ETF Nifty Next 50 Junior BeES An Open Ended Index Exchange Traded Fund</p> <p>Benchmark : Nifty Next 50 TRI</p>	<ul style="list-style-type: none"> Long-term capital appreciation Investment in Securities covered by Nifty Next 50 Index 	 <p style="text-align: center;">Riskometer</p> <p style="text-align: center;">Investors understand that their principal will be at Very High risk</p>	 <p style="text-align: center;">Riskometer</p> <p style="text-align: center;">Benchmark Riskometer is at Very High risk</p>
<p>Nippon India ETF Nifty 100 An Open Ended Index Exchange Traded Fund</p> <p>Benchmark : Nifty 100 TRI</p>	<ul style="list-style-type: none"> Long term capital growth Investment in equity and equity related securities and portfolios replicating the composition of Nifty 100 Index, subject to tracking errors 	 <p style="text-align: center;">Riskometer</p> <p style="text-align: center;">Investors understand that their principal will be at Very High risk</p>	 <p style="text-align: center;">Riskometer</p> <p style="text-align: center;">Benchmark Riskometer is at Very High risk</p>
<p>Nippon India ETF Nifty Midcap 150 An Open Ended Index Exchange Traded Fund</p> <p>Benchmark : Nifty Midcap 150 TRI</p>	<ul style="list-style-type: none"> Long term capital growth Investment in equity and equity related securities and portfolios replicating the composition of Nifty Midcap 150 Index, subject to tracking errors 	 <p style="text-align: center;">Riskometer</p> <p style="text-align: center;">Investors understand that their principal will be at Very High risk</p>	 <p style="text-align: center;">Riskometer</p> <p style="text-align: center;">Benchmark Riskometer is at Very High risk</p>
<p>Nippon India ETF S&P BSE Sensex Next 50 An Open Ended Index Exchange Traded Fund</p> <p>Benchmark : S&P BSE Sensex Next 50 TRI</p>	<ul style="list-style-type: none"> Long term capital appreciation Investment in equity and equity related securities and portfolios replicating the composition of S&P BSE Sensex Next 50 Index, subject to tracking errors 	 <p style="text-align: center;">Riskometer</p> <p style="text-align: center;">Investors understand that their principal will be at Very High risk</p>	 <p style="text-align: center;">Riskometer</p> <p style="text-align: center;">Benchmark Riskometer is at Very High risk</p>

<p>Nippon India ETF Nifty Bank BeES An Open Ended Index Exchange Traded Scheme</p> <p>Benchmark : Nifty Bank TRI</p>	<ul style="list-style-type: none"> Long-term capital appreciation Investment in Securities covered by Nifty Bank Index 	 <p>Riskometer</p> <p>Investors understand that their principal will be at Very High risk</p>	 <p>Riskometer</p> <p>Benchmark Riskometer is at Very High risk</p>
<p>Nippon India ETF Nifty PSU Bank BeES An open ended index scheme, listed on the Exchange in the form of an Exchange Traded Fund (ETF) tracking the Nifty PSU Bank Index</p> <p>Benchmark : Nifty PSU Bank TRI</p>	<ul style="list-style-type: none"> Long-term capital appreciation Investment in Securities covered by Nifty PSU Bank Index 	 <p>Riskometer</p> <p>Investors understand that their principal will be at Very High risk</p>	 <p>Riskometer</p> <p>Benchmark Riskometer is at Very High risk</p>
<p>Nippon India ETF Nifty IT Bank BeES An open ended scheme replicating/ tracking NIFTY IT Index</p> <p>Benchmark : Nifty IT TRI</p>	<ul style="list-style-type: none"> Long-term capital growth Investment in equity and equity related securities and portfolios replicating the composition of NIFTY IT Index, subject to tracking errors 	 <p>Riskometer</p> <p>Investors understand that their principal will be at Very High risk</p>	 <p>Riskometer</p> <p>Benchmark Riskometer is at Very High risk</p>
<p>Nippon India Nifty Pharma ETF An open ended scheme replicating/tracking Nifty Pharma Index</p> <p>Benchmark : Nifty Pharma TRI</p>	<ul style="list-style-type: none"> Long term capital growth Investment in equity and equity related securities and portfolios replicating the composition of Nifty Pharma Index, subject to tracking errors 	 <p>Riskometer</p> <p>Investors understand that their principal will be at Very High risk</p>	 <p>Riskometer</p> <p>Benchmark Riskometer is at Very High risk</p>
<p>Nippon India Nifty Auto ETF An open ended scheme replicating/ tracking Nifty Auto Index</p> <p>Benchmark : Nifty Auto TRI</p>	<ul style="list-style-type: none"> Long term capital growth Investment in equity and equity related securities and portfolios replicating the composition of Nifty Auto Index, subject to tracking errors 	 <p>Riskometer</p> <p>Investors understand that their principal will be at Very High risk</p>	 <p>Riskometer</p> <p>Benchmark Riskometer is at Very High risk</p>
<p>CPSE ETF An Open-ended Index Exchange Traded Fund</p> <p>Benchmark : Nifty CPSE TRI</p>	<ul style="list-style-type: none"> Long-term capital appreciation Investment in Securities covered by the Nifty CPSE Index 	 <p>Riskometer</p> <p>Investors understand that their principal will be at Very High risk</p>	 <p>Riskometer</p> <p>Benchmark Riskometer is at Very High risk</p>

<p>Nippon India ETF Nifty India Consumption An Open Ended Index Exchange Traded Fund</p> <p>Benchmark : Nifty India Consumption TRI</p>	<ul style="list-style-type: none"> Long term capital growth investment in equity and equity related securities and portfolios replicating the composition of Nifty India Consumption Index, subject to tracking errors 	 <p>Riskometer Investors understand that their principal will be at Very High risk</p>	 <p>Benchmark Riskometer is at Very High risk</p>
<p>Nippon India ETF Nifty Infrastructure BeES An open ended index scheme listed on the Exchange in the form of an Exchange Traded Fund (ETF) tracking the Nifty Infrastructure Index</p> <p>Benchmark : Nifty Infrastructure TRI</p>	<ul style="list-style-type: none"> Long-term capital appreciation Investment in Securities covered by Nifty Infrastructure Index 	 <p>Riskometer Investors understand that their principal will be at Very High risk</p>	 <p>Benchmark Riskometer is at Very High risk</p>
<p>Nippon India ETF Nifty 50 Shariah BeES An Open Ended Index Exchange Traded Scheme</p> <p>Benchmark : Nifty 50 Shariah TRI</p>	<ul style="list-style-type: none"> Long-term capital appreciation Investment in Securities covered by Nifty50 Shariah Index 	 <p>Riskometer Investors understand that their principal will be at Very High risk</p>	 <p>Benchmark Riskometer is at Very High risk</p>
<p>Nippon India ETF Nifty Dividend Opportunities 50 An open ended Index Exchange Traded Fund</p> <p>Benchmark : Nifty Dividend Opportunities 50 TRI</p>	<ul style="list-style-type: none"> Long term capital growth Investment in equity and equity related securities and portfolios replicating the composition of Nifty Dividend Opportunities 50 Index, subject to tracking errors 	 <p>Riskometer Investors understand that their principal will be at Very High risk</p>	 <p>Benchmark Riskometer is at Very High risk</p>
<p>Nippon India ETF Nifty 50 Value 20 An Open Ended Index Exchange Traded Fund</p> <p>Benchmark : Nifty 50 Value 20 TRI</p>	<ul style="list-style-type: none"> Long term capital growth Investment in equity and equity related securities and portfolios replicating the composition of Nifty 50 Value 20 Index, subject to tracking errors 	 <p>Riskometer Investors understand that their principal will be at Very High risk</p>	 <p>Benchmark Riskometer is at Very High risk</p>
<p>Nippon India ETF Hang Seng BeES An open ended index Scheme, investing in overseas Securities listed on the Exchange in the form of an Exchange Traded Fund (ETF) tracking the Hang Seng Index</p> <p>Benchmark : Hang Seng TRI</p>	<ul style="list-style-type: none"> Long-term capital appreciation Investment in Securities covered by Hang Seng Index 	 <p>Riskometer Investors understand that their principal will be at Very High risk</p>	 <p>Benchmark Riskometer is at Very High risk</p>
<p>Nippon India ETF Gold BeES An open ended scheme, listed on the Exchange in the form of an Exchange Traded Fund (ETF) investing in physical gold</p> <p>Benchmark : Domestic Price of Gold</p>	<ul style="list-style-type: none"> Portfolio diversification through asset allocation Investment in physical gold 	 <p>Riskometer Investors understand that their principal will be at High risk</p>	 <p>Benchmark Riskometer is at High risk</p>

<p>Nippon India Silver ETF An open ended scheme, listed on the Exchange in the form of an Exchange Traded Fund (ETF) investing in physical silver and / or Exchange Traded Commodity Derivatives (ETCD) in Silver</p> <p>Benchmark : Domestic price of Silver (based on LBMA Silver daily spot fixing price)</p>	<ul style="list-style-type: none"> Portfolio diversification through asset allocation Investment in physical Silver 	 <p>Riskometer Investors understand that their principal will be at Very High risk</p>	 <p>Benchmark Riskometer is at Very High risk</p>
<p>Nippon India ETF Nifty 8-13 yr G-Sec Long Term Gilt An Open Ended Index Exchange Traded Fund. Relatively High interest rate risk and Relatively Low Credit Risk.</p> <p>Benchmark : Nifty 8-13 yr G-Sec Index</p>	<ul style="list-style-type: none"> Income over long term Investments in Gilt Securities replicating the composition of Nifty 8-13 yr G-Sec Index, subject to tracking errors 	 <p>Riskometer Investors understand that their principal will be at Moderate risk</p>	 <p>Benchmark Riskometer is at Moderate risk</p>
<p>Nippon India ETF Nifty ID Rate Liquid BeES An open ended liquid scheme, listed on the Exchange in the form of an ETF, investing in Tri-Party Repo on G-Sec or T-bills /Repo & Reverse Repo with daily Dividend and compulsory Reinvestment of Income Distribution cum capital withdrawal option. Relatively Low Interest Rate Risk and Relatively Low Credit Risk.</p> <p>Benchmark : Nifty ID Rate Index</p>	<ul style="list-style-type: none"> Current income with high degree of liquidity Investment in Tri-Party Repo on G-Sec or T-bills/Repo & Reverse Repo predominantly & Money Market Instruments 	 <p>Riskometer Investors understand that their principal will be at Low risk</p>	 <p>Benchmark Riskometer is at Low risk</p>
<p>Nippon India ETF Nifty CPSE Bond Plus SDL Sep 2024 50:50 An open-ended Target Maturity Exchange Traded CPSE Bond Plus SDL Fund predominately investing in constituents of Nifty CPSE Bond Plus SDL Sep 2024 50:50 Index. Moderate Interest Rate Risk and Relatively Low Credit Risk.</p> <p>Benchmark : Nifty CPSE Bond Plus SDL Sep 2024 50:50 Index</p>	<ul style="list-style-type: none"> Income over long term Investments in CPSE Bonds & State Development Loans (SDL) similar to the composition of Nifty CPSE Bond Plus SDL Sep 2024 50:50 Index, subject to tracking errors 	 <p>Riskometer Investors understand that their principal will be at Low to Moderate risk</p>	 <p>Benchmark Riskometer is at Low to Moderate risk</p>
<p>Nippon India ETF Nifty SDL Apr 2026 Top 20 Equal Weight An open-ended Target Maturity Exchange Traded SDL Fund predominately investing in constituents of Nifty SDL Apr 2026 Top 20 Equal Weight Index. Moderate interest rate risk and Relatively Low Credit Risk.</p> <p>Benchmark : Nifty SDL Apr 2026 Top 20 Equal Weight Index</p>	<ul style="list-style-type: none"> Income over long term Investments in State Development Loans (SDL) similar to the composition of Nifty SDL Apr 2026 Top 20 Equal Weight Index, subject to tracking errors 	 <p>Riskometer Investors understand that their principal will be at Low to Moderate risk</p>	 <p>Benchmark Riskometer is at Low to Moderate risk</p>
<p>Nippon India ETF Nifty 5 yr Benchmark G-Sec An open ended scheme replicating/tracking Nifty 5 yr Benchmark G-Sec Index. Relatively High interest rate risk and Relatively Low Credit Risk.</p> <p>Benchmark : Nifty 5 Yr Benchmark G-Sec Index</p>	<ul style="list-style-type: none"> Income over long term Investments in Gilt Securities replicating the composition of Nifty 5 yr Benchmark G-Sec Index, subject to tracking errors 	 <p>Riskometer Investors understand that their principal will be at Moderate risk</p>	 <p>Benchmark Riskometer is at Moderate risk</p>

*Investors should consult their financial advisers if in doubt about whether the product is suitable for them.

For more information visit <https://etf.nipponindiaim.com/>

Risk Factors: Trading volumes and settlement periods may restrict liquidity in equity and debt investments. Investment in Debt is subject to price, credit, and interest rate risk. The NAV of the Scheme may be affected, inter alia, by changes in the market conditions, interest rates, trading volumes, settlement periods and transfer procedures. The NAV may also be subjected to risk associated with tracking error, investment in derivatives or script lending as may be permissible by the Scheme Information Document.

BSE Disclaimer: It is to be distinctly understood that the permission given by BSE Ltd. should not in any ways be deemed or construed that the SID has been cleared or approved by BSE Ltd. nor does it certify the correctness or completeness of any of the contents of the SID. The investors are advised to refer to the SID for the full text of the Disclaimer clause of the BSE Ltd.

NSE Disclaimer: It is to be distinctly understood that the permission given by NSE should not in any way be deemed or construed that the Scheme Information Document has been cleared or approved by NSE nor does it certify the correctness or completeness of any of the contents of the Draft Scheme Information Document. The investors are advised to refer to the Scheme Information Document for the full text of the Disclaimer Clause of NSE

Disclaimers:

- The information herein is meant only for general reading purposes and the views being expressed only constitute opinions and therefore cannot be considered as guidelines, recommendations or as a professional guide for the readers. Certain factual and statistical information (historical as well as projected) pertaining to industry and markets have been obtained from independent third-party sources, which are deemed to be reliable. It may be noted that since NAM India has not independently verified the accuracy or authenticity of such information or data, or for that matter the reasonableness of the assumptions upon which such data and information has been processed or arrived at; NAM India does not in any manner assure the accuracy or authenticity of such data and information. Some of the statements & assertions contained in these materials may reflect NAM India's views or opinions, which in turn may have been formed on the basis of such data or information.
- Before making any investments, the readers are advised to seek independent professional advice, verify the contents in order to arrive at an informed investment decision. None of the Sponsor, the Investment Manager, the Trustee, their respective directors, employees, associates or representatives shall be liable in any way for any direct, indirect, special, incidental, consequential, punitive or exemplary damages, including on account of lost profits arising from the information contained in this material.

Mutual Fund investments are subject to market risks, read all scheme related documents carefully.

